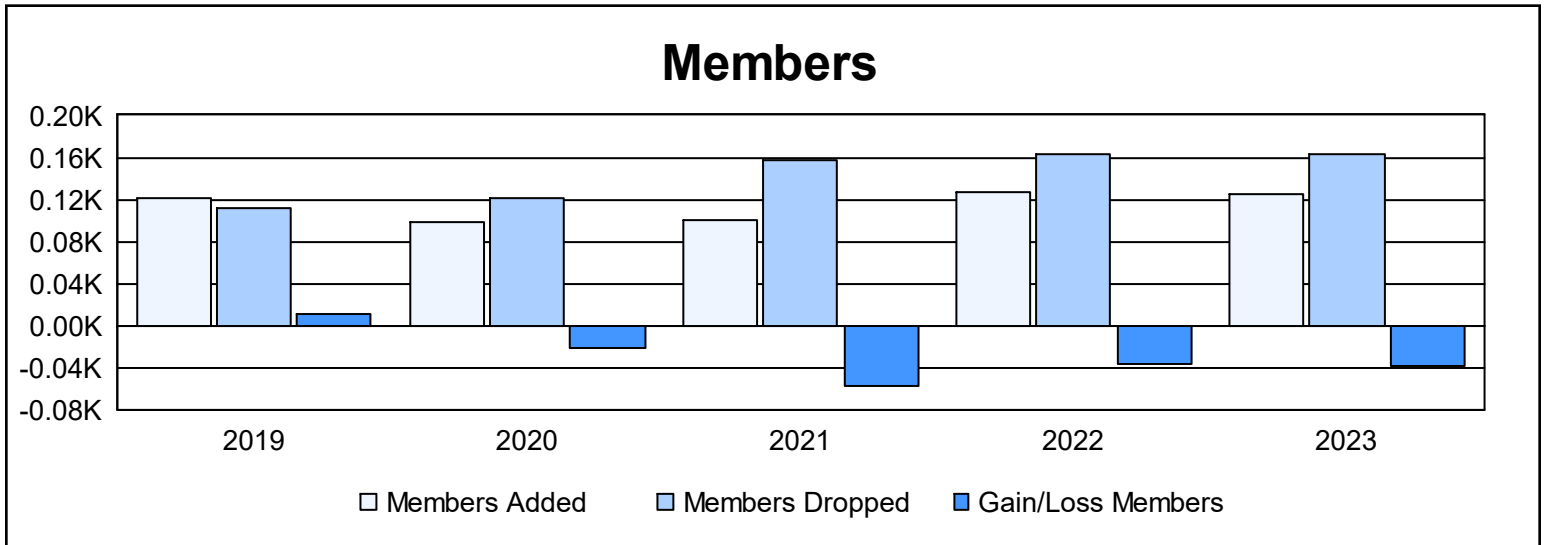
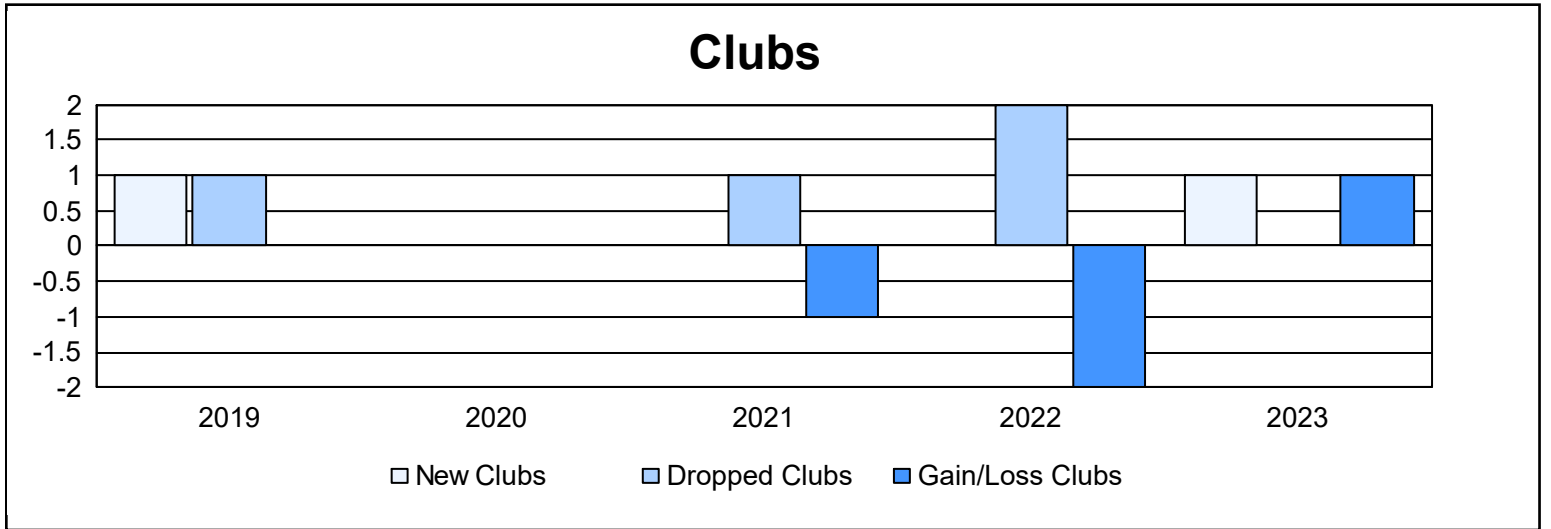
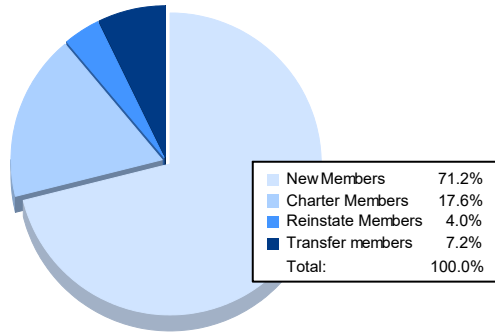


Year	New Clubs	Dropped Clubs	Gain/ Loss Clubs	New Members	Charter Members	Reinstate Members	Transfer Members	Total Member Added	Total Members Dropped	Gain/ Loss Members
2018-2019	1	1	0	85	23	8	6	122	111	11
2019-2020	0	0	0	89	1	3	6	99	121	-22
2020-2021	0	1	-1	98	0	3	0	101	158	-57
2021-2022	0	2	-2	98	1	7	21	127	163	-36
2022-2023	1	0	1	89	22	5	9	125	163	-38
<b>Average</b>	<b>0</b>	<b>1</b>	<b>0</b>	<b>92</b>	<b>9</b>	<b>5</b>	<b>8</b>	<b>115</b>	<b>143</b>	<b>-28</b>



### Membership Composition June 2023 Cumulative



### Gender Composition June 2023 Cumulative

